


Prison to Homelessness

Catrina GrigsbyThedford MPA, LSW, CADC

Executive DirectorNevada Homeless Alliance

UNLV Doctor of Public Policy Student

Person with Lived Experience of Homelessness, Substance Abuse,
Justice Involvement

A photograph of two raised fists, one on the left and one on the right, both wearing black handcuffs. The fists are clenched and raised in a gesture of protest or solidarity. The background is white with two horizontal orange brush strokes, one above and one below the text.

Prison exit should NOT
be a homeless system
entry point

LETS GET STARTED



Homelessness in Southern Nevada

2022 Homeless Point-In-Time Count & Survey

Every year during the last 10 days of January, communities across the country conduct comprehensive counts of the local homeless populations in order to measure the prevalence of homelessness in each local Continuum of Care.

The 2022 Southern Nevada Point-in-Time Count was a community-wide effort conducted on February 23, 2022. Due to spikes in cases of COVID-19 leading up to the original January date, U.S. Department of Housing and Urban Development granted the CoC a date change to February.



5,645

Total number of persons
experiencing homelessness



51%

Unsheltered

49%

Sheltered

13,972



subpopulations

90%

Single Adults

9%

Families
with Children

6%

Unaccompanied
Youth

10%

Veterans

Nevada has an incarceration rate of 713 per 100,000 people (including prisons, jails, immigration detention, and juvenile justice facilities), meaning that it locks up a higher percentage of its people than any democracy on earth

15%

Homeless in the
year before
prison

7 X

Higher than
general
population

13 X

Those
incarcerated
ONCE



Problem

City- and state-level studies of homeless shelters find that many formerly incarcerated people rely on shelters, both immediately after their release and over the long term

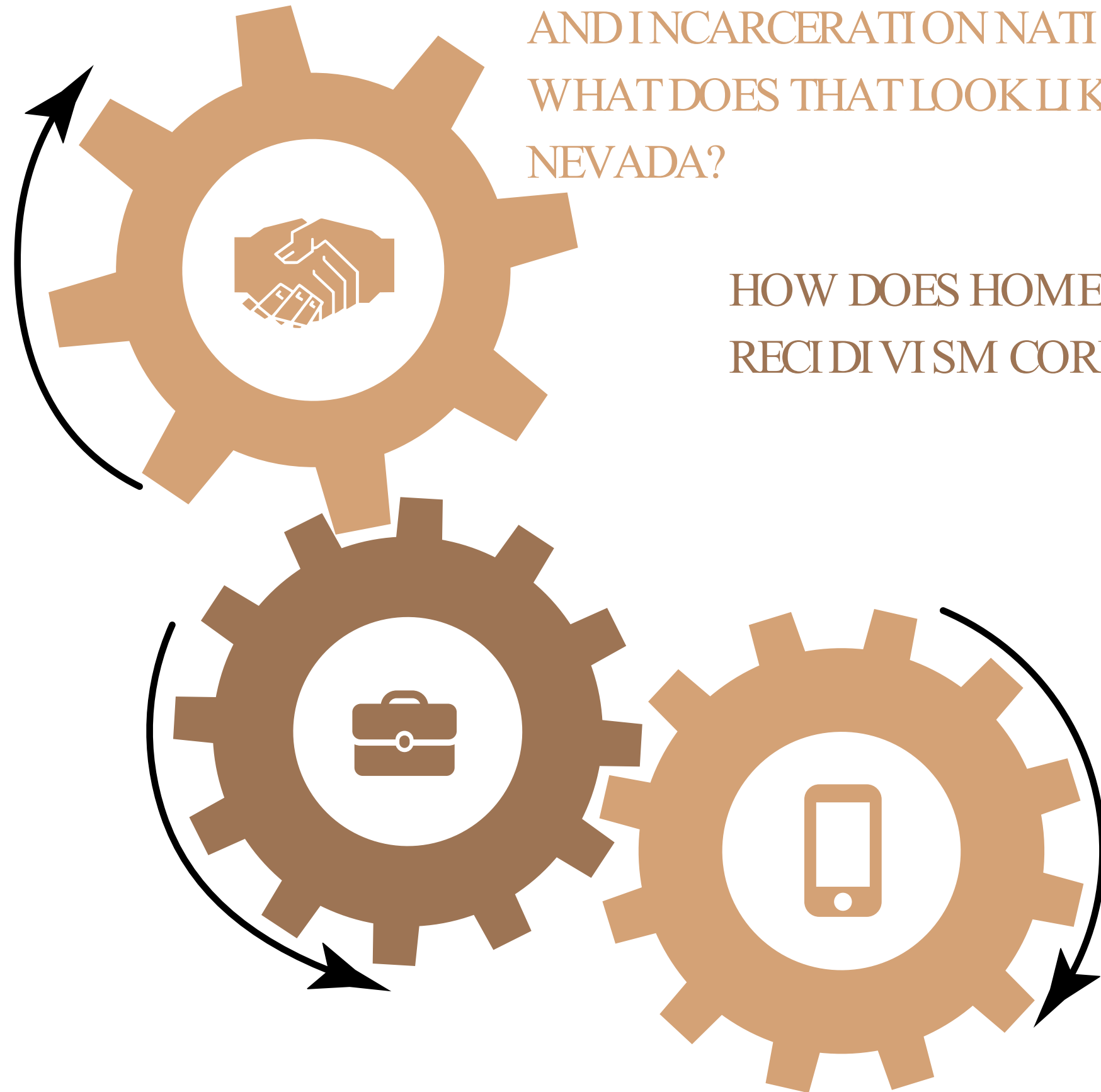


HOMELESSNESS RECIDIVISM

THERE IS A LINK BETWEEN POVERTY
AND INCARCERATION NATIONWIDE.
WHAT DOES THAT LOOK LIKE IN
NEVADA?

HOW DOES HOMELESSNESS AND
RECIDIVISM CORRELATE IN OUR STATE?

THERE IS NO DATA ABOUT
RECIDIVISM RATES
SPECIFICALLY FOR POOR
AND HOMELESS NEVADANS
BECAUSE THE STATES
INCARCERATION DATA ISN'T
RUN AGAINST THE
HOMELESS SERVICES DATA
OR DATA IS SIMPLY NOT
COLLECTED.



SENTENCING COMMISSION/ NDSP/ NLJRCC

- Data-driven
- **Policy recommendations**
- Matters that are important at the local level
- AB 236- Address NVs growing prison population and cost
 - Minimize **barriers** to successful reentry

VISIONS, PLANS, GOALS

NEVADA DEPARTMENT OF CORRECTIONS

- Dedication to reduce recidivism
- Utilizing **collaborative** agency partnerships

SUCCESS

- Stable **Housing**
- Employment
- Effective Treatment

NV INTERAGENCY COUNCIL ON HOMELESSNESS

STRATEGIC PLAN 2017

- Currently homeless, in danger of becoming homeless
- **Collaborating** to promote cooperation
- Reducing **housing** insecure populations
- Improve **discharge planning** and practices from **prisons**
- Connect to housing **prior** to discharge
- NO ONE is discharged to the STREETS

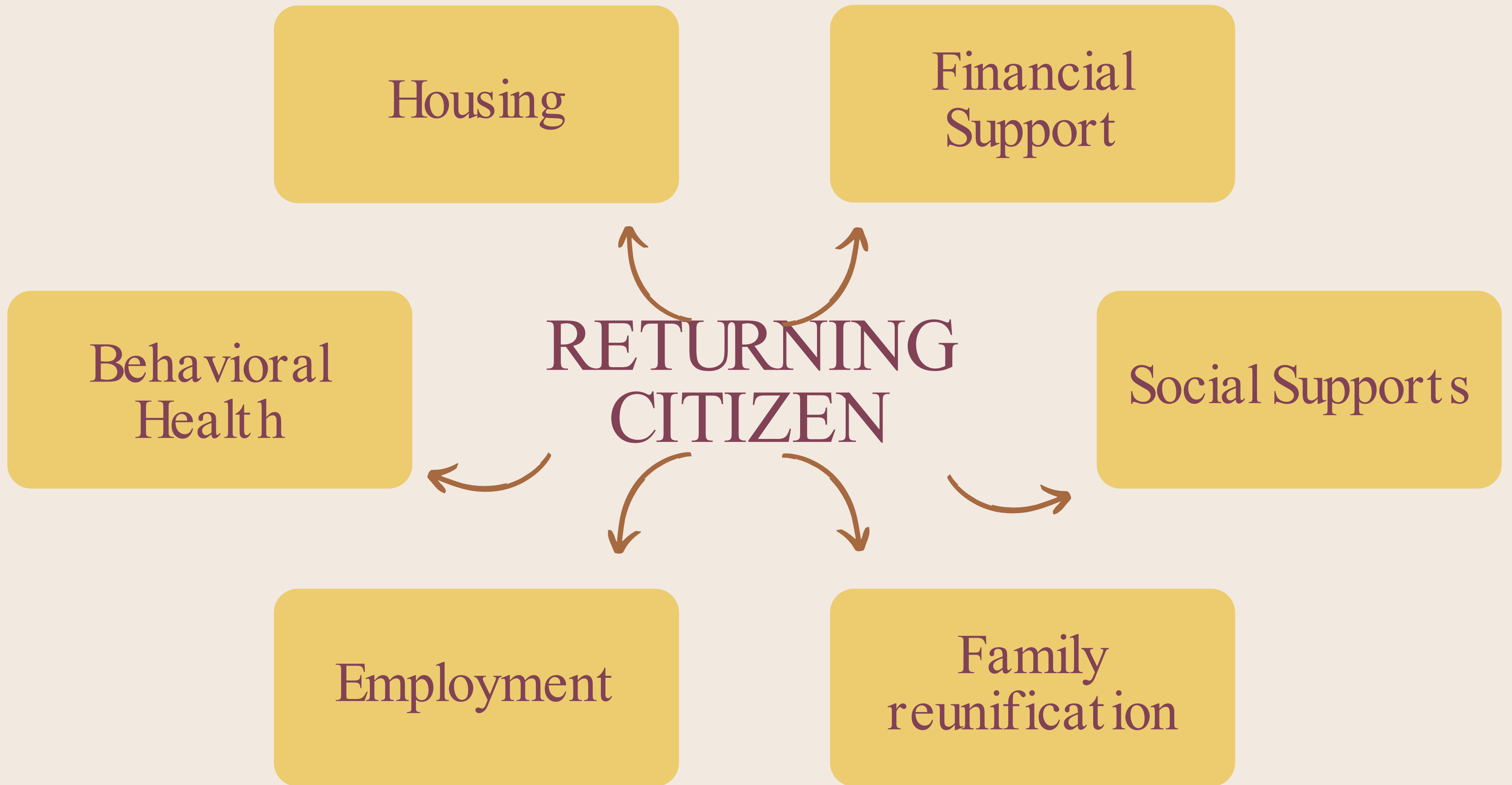
- \$60B
- \$50,000
- \$73,000
- \$69,000
- \$32,000



PUBLIC SAFETY

TAXPAYERS

RESOURCES








WHAT SHOULD WE DO?




HOW DO WE SOLVE PROBLEM

COMMUNICATION



COLLABORATION



SUGGESTIONS

01

Reentry task force

02

AB 236

03

Data sharing and
analysis

04

Inform returning
citizens of options

QUESTIONS?

HOUSING
is a **HUMAN**
RIGHT

NEVADA
HOMELESS
ALLIANCE

